

NTSC WV-CP500 (120 V AC)
WV-CP504 (24 V AC or 12 V DC)

PAL WV-CP500 (220 ~ 240 V AC)
WV-CP504 (24 V AC or 12 V DC)
WV-CP500L (220 ~ 240 V AC)
WV-CP504L (24 V AC or 12 V DC)



Super Dynamic 5 Day/Night Camera with ABS (Adaptive Black Stretch), i-VMD* (intelligent-Video Motion Detection) and ABF* (Auto Back Focus) * Except for WV-CP500L, WV-CP504L

Key Features

- **Super Dynamic 5** delivers Superior image by fusion of Super Dynamic, ABS (Adaptive Black Stretch) and i-VMD* (intelligent-Video Motion Detection) intelligence technology.
- High resolution: 650 TV lines typical (Color mode), 700 TV lines minimum (B/W mode) (WV-CP500 Series)
- High resolution: 650 TV lines typical (WV-CP500L Series)
- High sensitivity with Day/Night function: 0.1 lux (Color), 0.01 lux (B/W) at F1.4. IR cut filter switches on/off to enhance the sensitivity in B/W mode. (WV-CP500 Series)
- High sensitivity with Simple Day/Night function: 0.1 lux (Color), 0.07 lux (B/W) at F1.4 (WV-CP500L Series)
- i-VMD (intelligent-Video Motion Detection) including video motion detection, object detection (removal and left behind), scene change detection when lens is covered, spray painted, removed or defocused*
- ABF (Auto Back Focus) ensures easy installation and stable focus in both color and B/W modes.*
- 3-dimensional color conversion function for natural color reproduction even in lower color temperature situation
- Adaptive Digital Noise Reduction: Integration of 2D-DNR and 3D-DNR ensures noise reduction in various conditions.
- Electronic sensitivity enhancement: Auto (Up to 32x) / Manual (Up to 32x)
- Electronic shutter from 1/100 (NTSC), 1/120 (PAL) to 1/10,000 sec.
- Digital zoom: Up to 2x

- Alarm input* and alarm output terminals
- Auto Image Stabilizer for applications where vibration or wind is a concern
- Internal / Line-lock / Multiplexed Vertical Drive (VD2) synchronization
- Over the coaxial cable data communication
- 16 alphanumeric camera title display
- Multi language: English, French, Italian, Spanish, German, Russian, Japanese

* Except for WV-CP500L, WV-CP504L

Standard Accessories

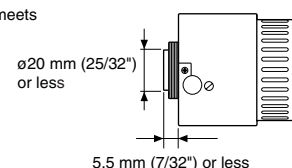
- | | |
|---|--|
| • CD-ROM (including Operating Instructions) 1 pc. | • Power Cord (for WV-CP500) 1 pc. |
| • Installation Guide 1 pc. | • Power Cord Plug (for WV-CP504) ... 1 pc. |

Compatible Panasonic lenses

WV-LZA62/2, WV-LZA61/2S, WV-LZ62/8S, WV-LZ61/15

In case of use of other lenses

Please select lenses that meets the following:



Specifications

TV System	NTSC	PAL
Camera	1/3 inch interline transfer CCD	
Image Sensor	1/3 inch interline transfer CCD	
Effective Pixels	976 (H) x 494 (V)	976 (H) x 582 (V)
Scanning Mode	2:1 interlace scan	
Scanning Area	4.8 (H) x 3.6 (V) mm	
Scanning Frequency	Horizontal: 15.734 kHz Vertical: 59.94 Hz	Horizontal: 15.625 kHz Vertical: 50 Hz
Scanning Line	525 lines	625 lines
Horizontal Resolution	650 TV lines typical at color mode, 700 TV lines at B/W mode	
Minimum Illumination	650 TV lines typical	
Signal-to-Noise Ratio	50 dB (AGC Off, Weight On)	
White Balance	ATW1 (2,700 ~ 6,000 K), ATW2 (2,000 ~ 6,000 K), or AWC (2,000 ~ 10,000 K)	
Light Control	ALC / ALC+ / ELC	
AGC	ON (HIGH / MID / LOW) / OFF	
Super Dynamic 5	ON / ON (i-VMD) / OFF (with BLC masking 8 x 6 areas)	
Dynamic Range	52 dB typical (Super Dynamic 5 ON)	54 dB typical (Super Dynamic 5 ON)
Electronic Shutter	OFF (1/60), 1/100, 1/250, 1/500, 1/1,000, 1/2,000, 1/4,000, 1/10,000 s	OFF (1/50), 1/120, 1/250, 1/500, 1/1,000, 1/2,000, 1/4,000, 1/10,000 s
Electronic Sensitivity UP	OFF / AUTO (2x, 4x, 6x, 10x, 16x, 32x) / FIX (2x, 4x, 6x, 10x, 16x, 32x)	
Digital Noise Reduction	High / Low	
Black and White Mode (WV-CP500 Series only)	Mode: AUTO1 / AUTO2 / ON / OFF with external control, Level: High / Low	
Simple Day/Night Mode (WV-CP500L Series only)	AUTO / OFF	
Digital Zoom	ON (up to 2x) / OFF	
Scene File	2 patterns	
i-VMD (intelligent-Video Motion Detection) (WV-CP500 Series only)	Video Motion Detection Object Detection (Removal and Left Behind) Scene Change Detection	
Video Motion Detection (WV-CP500L Series only)	Video Motion Detection Scene Change Detection	
Privacy Zone	ON (Gray / Mosaic) or OFF	
Auto Image Stabilizer	ON / OFF	
Camera Title	Up to 16 characters	
Lens Mount	CS-mount	
Lens ALC Drive	DC	
Back Focus Adjustment (WV-CP500 Series only)	ABF (AUTO / PRESET / FIX), MANUAL-ADJ	
Synchronization	Internal (INT), Multiplexed Vertical Drive (VD2), Line-Lock (LL)	
Input/Output		
Video Output	1.0 V [P-P] / NTSC composite 75 Ω / BNC Connector Multiplexed VD2 and control data capable	1.0 V [P-P] / PAL composite 75 Ω / BNC Connector Multiplexed VD2 and control data capable
External I/O Terminals		
WV-CP500 Series	ALARM IN: 1 (OFF / ALARM / VMD PERMIT / BW / SCENE2) ALARM OUT: 1 (OFF / ALARM / BW)	
WV-CP500L Series	ALARM OUT: 1 (OFF / ALARM)	
General		
Setup Method	OSD setup menu	
Language	English, Russian (For setup menu and camera title), German, French, Italian, Spanish (For setup menu), Japanese (Only for camera title. Setup menu is in English.)	
Safety/EMC Standard	UL (UL60065), FCC (Part15 ClassA), C-UL (CAN/CSA C22.2 No.60065), DOC (ICES003 ClassA)	CE (EN60065, EN55022 ClassB, EN55024)
Power Source and Power Consumption	WV-CP500: 120 V AC 60 Hz, 3.2 W WV-CP504: 24 V AC 60 Hz, 3.6 W 12 V DC, 310 mA	WV-CP500/WV-CP500L: 220 ~ 240 V AC 50 Hz, 3.7 W WV-CP504/WV-CP504L: 24 V AC 50 Hz, 3.6 W 12 V DC, 310 mA
Ambient Operating Temperature	-10 °C ~ +50 °C (14 °F ~ 122 °F)	
Ambient Operating Humidity	90 % or less (without condensation)	
Dimensions	WV-CP500: 75 mm (W) x 65 mm (H) x 132.5 mm (D) WV-CP500L: (2-15/16" (W) x 2-9/16" (H) x 5-3/16" (D)) WV-CP504: 72 mm (W) x 65 mm (H) x 103.5 mm (D) WV-CP504L: (2-13/16" (W) x 2-9/16" (H) x 4-1/16" (D))	
Weight (approx.)	WV-CP500: 430 g (0.95 lbs.) (without power cord) WV-CP504: 350 g (0.77 lbs.) WV-CP500L: 420 g (0.93 lbs.) (without power cord) WV-CP504L: 340 g (0.75 lbs.)	

* Estimated figure

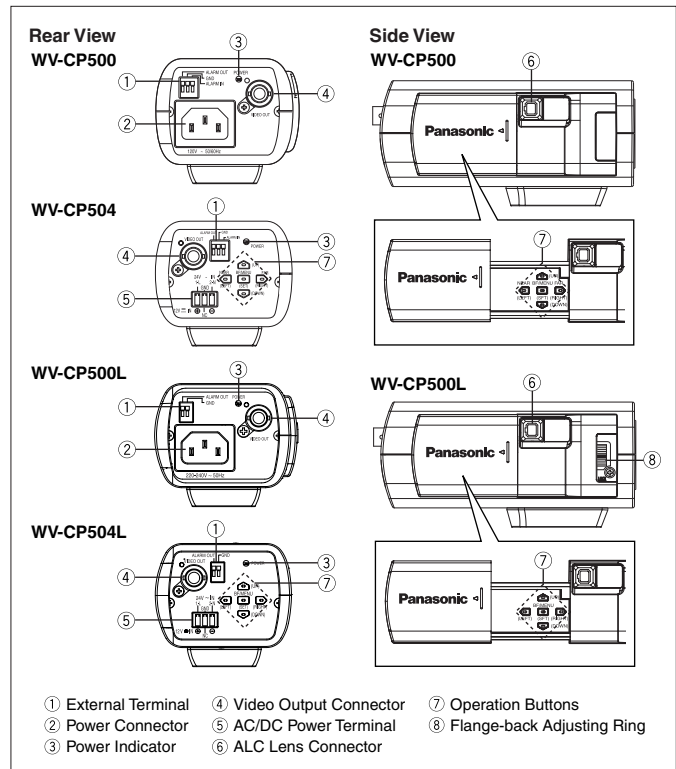
Trademarks and registered trademarks

– "Super Dynamic", "SDII", "SDIII", "SD5", "SD5Link" and "i-Pro" logos are trademarks or registered trademarks of Panasonic Corporation.

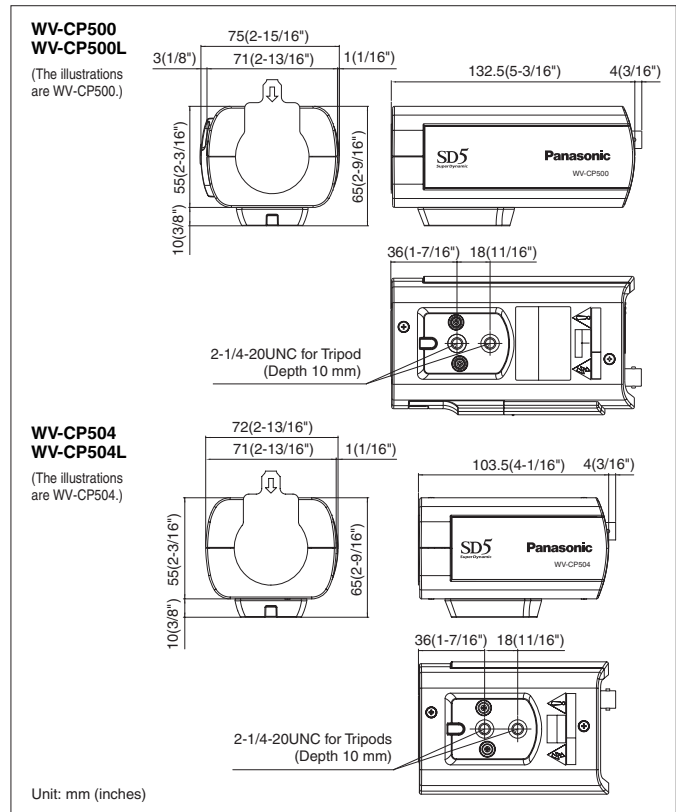
Important

– Safety Precaution: carefully read the operating instructions and installation manual before using this product.

Part Names and Functions



Appearance



- All TV pictures are simulated.
- Weights and dimensions are approximate.
- Specifications are subject to change without notice.
- These products may be subject to export control regulations.
- All product pictures are NTSC models.

DISTRIBUTED BY:

Panasonic[®]

<http://panasonic.net/security/>

Printed in Japan (2A-043CA)